

DLA200

Dual, modular, 'hot-swappable' Line Amplifier with optional 1+1 redundancy for IF (70/ 140MHz), L-band & SHF signals



Available Line Amplifier modules for the DLA200 chassis;

MLA70	IF 70±20MHz & 140±40MHz frequencies
MLAL-1450	L-Band 950-1450MHz frequencies
MLAL-1750	L-Band 950-1750MHz frequencies
MLAL-2150	L-Band 950-2150MHz frequencies
MLAS-2400	S-Band 2.0-2.4GHz frequencies
MLAC-4200	C-Band 3.4-4.2GHz receive frequencies
MLAC-6725	C-Band 5.85-6.725GHz transmit frequencies
MLAKu-1275	Ku-Band 10.7-12.75GHz receive frequencies
MLAKu-1450	Ku-Band 13.75-14.5GHz transmit frequencies
MLAD-1840	DBS-Band 17.3-18.4GHz transmit frequencies





For other 'non-standard' frequency requirements, please contact the factory.
For equivalent remote mountable units, please see PLA series datasheet.

The 19 inch 1U rack mounted **DLA200** chassis unit is designed to accept two Line Amplifier modules. Modules can be inserted/ replaced in the **DLA200** unit from the rear without the need to remove power or disturb the other channel in any way.

The **DLA200** chassis units are mains powered (redundant power supplies as standard) and are constructed of high grade components to give the ultimate Gain flatness and stability performance.

The **DLA200** unit is available with optional integral 1+1 redundancy switching and control for use when two identical modules are used.

Peak Features

-  High gain flatness and stability performance
-  Amplifier low current alarm monitoring
-  Redundant Power Supplies with dual mains input
-  Integral 1+1 Redundancy option for module switching



DLA200 Chassis - Typical Specification

Mechanical

Width	19" standard rack mountable
Height	1U (1.75")
Depth	400mm (15.7"), plus connectors
Construction	Aluminium chassis
Weight	4.5kgs (10lbs)

Environmental

Operating temp	0°C to +50°C
EMC	EN 55022 part B & EN 50082-1
Safety	EN 60950

Power Supply (2off in redundant configuration)

Voltage	115/ 230VAC±10%, selectable
Option 10;	48VDC
Frequency	50/ 60Hz
Total power	50 Watts max.

Control System Interface

Remote Control	RS232/ RS485 port
Option 9;	Ethernet; Embedded web server & SNMP network management support
Alarms	PSU fail Amplifier current detection

Integral 1+1 'Module' Redundancy (Option 6)

Connections	50Ω, SMA (f), includes all rear panel mounted 1+1 switch interfaces
User Interface	Key switches on front panel
Switching speed	<150ms (from fault to switch completion)
Switch Isolation	>60dB input to output
Cables	Includes high grade rear panel links.

Note; connection to the internal redundancy circuitry is made via links on the rear panel, this allows for by-pass wiring should the need arise. High grade co-axial linking cables are provided.

DLA Options

- 6) Integral 1+1 redundancy module switching
- 9) Ethernet interface with embedded web server & SNMP, replaces RS232/485 port
- 10) 48VDC prime power supply

Notes; the addition of options can modify the typical specification, for details please consult the factory

MLA Modules - Typical Specification

Input

MLA70;	50-200MHz
MLAL-1450;	950-1450MHz
MLAL-1750;	950-1750MHz
MLAL-2150;	950-2150MHz
MLAS-2400;	2.0-2.4GHz
MLAC-4200;	3.4-4.2GHz
MLAC-6725;	5.85-6.725GHz
MLAKu-1275;	10.7-12.75GHz
MLAKu-1450;	13.75-14.5GHz
MLAD-1840;	17.3-18.4GHz

Connector	SMA (f), 50Ω
Option 1a;	N-Type (f), 50Ω
Option 1c;	BNC (f), 50Ω
Option 1e;	BNC (f), 75Ω
Return loss	16dB

Output

Connector	SMA (f), 50Ω
Option 1b;	N-Type (f), 50Ω
Option 1d;	BNC (f), 50Ω
Option 1f;	BNC (f), 75Ω
Return loss	18 to 22dB (frequency dependent)

RF Performance

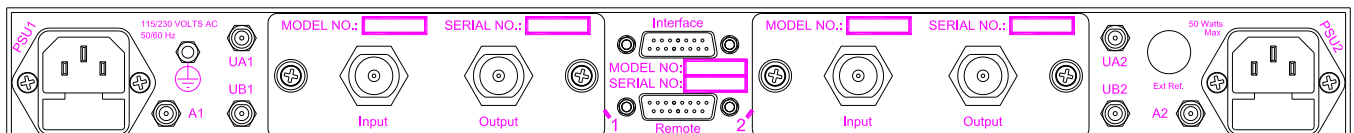
Gain	20dB min
	Note; for higher Gain options please contact the factory.
Gain flatness	±0.25dB (bandwidths <500MHz) ±0.5dB (bandwidths <800MHz) ±1dB (bandwidths <1200MHz)
Active Directivity	22dB typ., 20dB min
RF Input power	-10dBm max (no load, no damage)
TOIP	+25dBm (+20dBm >2150MHz)
1dB Output GCP	+13dBm (+8dBm >2150MHz)
	Note; for higher GCP options please contact the factory.
Noise Figure	7 to 9dB (frequency dependent)

MLA Options

- 1a) N-Type (f), 50Ω MLA module input connector
- 1b) N-Type (f), 50Ω MLA module output connector
- 1c) BNC (f), 50Ω MLA module input connector
- 1d) BNC (f), 50Ω MLA module output connector
- 1e) BNC (f), 75Ω MLA module input connector
- 1f) BNC (f), 75Ω MLA module output connector

Notes; the addition of options can modify the typical specification, for details please consult the factory

Rear panel view (shown with 1+1 redundancy option fitted)



Peak Communications reserves the right to alter the specifications of this equipment without prior notice. DLA200-180711.

Peak Communications Ltd, 22 West Park Street, Brighouse, HD6 1DU, England

Tel; +44 (0)1484 714200 Sales; +44 (0)1484 714229 Fax; +44 (0)1484 723666 Email; sales@peakcom.co.uk Web; www.peakcom.co.uk